Summary of operational runs

Without forecast rainfall

RUN DATE	RUN	SOMERSET				WIVENHOE						Total inflow volume	Lockyer		Bremer		With Wivenhoe				Without Wivenhoe			
		Current	Predicted			Current	Predicted										Lowood		Moggill		Lowood		Moggill	
		Level	Peak flow	Inflow vol	Predicted peak	Level	Peak flow	Inflow vol	Predicted peak	Predicted peak outflow			Peak flow	Predicted	Peak flow	Predicted	Peak flow	Predicted	Peak flow	Predicted	Peak flow	Predicted	Peak flow	Predicted
		m AHD	m³/s	ML	m AHD	m AHD	m³/s	ML	m AHD	m³/s	dd/mm hh	ML	m³/s	dd/mm hh	m³/s	dd/mm hh	m³/s	dd/mm hh	m³/s	dd/mm hh	m³/s	dd/mm hh	m³/s	dd/mm hh
Fri 07/01/2011 02:00	5	99.59	280	46,000	99.7	67.52	1,110	158,000	68.2	1,220	08/01 23	204,000	470	07/01 19	200	07/01 07	1,430	09/01 01	1,460	09/01 14	470	07/01 22	550	08/01 06
Fri 07/01/2011 09:00	7	99.63	280	56,000	99.8	67.75	1,270	186,000	68.2	1,220	08/01 15	242,000	470	07/01 19	230	07/01 10	1,510	08/01 17	1,550	09/01 06	470	07/01 22	570	08/01 06
Fri 07/01/2011 15:00	8	99.94	790	86,000	100.3	68.03	1,790	260,000	68.4	1,240	08/01 13	346,000	530	07/01 21	250	07/01 15	1,610	08/01 17	1,660	09/01 06	530	08/01 00	660	08/01 08
Sat 08/01/2011 14:00	10	100.44	1,110	111,000	100.5	68.61	1,910	309,000	68.7	1,480	10/01 01	420,000	530	07/01 21	410	07/01 16	1,620	08/01 17	1,720	09/01 06	530	08/01 00	770	08/01 05
Sun 09/01/2011 01:00	12	100.32	1,110	128,000	100.5	68.63	1,890	329,000	68.7	1,480	10/01 01	457,000	530	07/01 21	410	07/01 16	1,620	08/01 17	1,720	09/01 06	530	08/01 00	770	08/01 05
Sun 09/01/2011 08:00	14	100.28	1,110	173,000	100.5	68.55	1,930	396,000	68.7	1,500	10/01 01	569,000	530	07/01 21	410	07/01 16	1,620	08/01 17	1,720	09/01 06	530	08/01 00	770	08/01 05
Sun 09/01/2011 14:00	17	100.47	1,700	243,000	100.7	68.58	2,860	561,000	70.0	1,490	10/01 22	804,000	530	07/01 21	410	07/01 16	1,680	11/01 03	1,850	09/01 21	530	08/01 00	770	08/01 05
Sun 09/01/2011 19:00	21	101.43	3,800	387,000	102.3	68.86	6,960	886,000	72.1	2,880	11/01 08	1,272,000	530	07/01 21	410	07/01 16	3,240	11/01 11	3,300	12/01 00	530	08/01 00	770	08/01 05
Mon 10/01/2011 01:00	23	102.51	3,910	448,000	102.9	69.97	8,050	1,020,000	72.9	2,700	11/01 07	1,468,000	620	10/01 04	410	07/01 16	3,180	11/01 08	3,240	11/01 21	620	10/01 07	820	10/01 16
Mon 10/01/2011 09:00	26	103.08	3,910	485,000	103.1	71.56	8,180	1,046,000	72.9	2,690	11/01 06	1,531,000	630	10/01 07	470	10/01 16	3,240	11/01 02	3,420	11/01 12	630	10/01 10	1,090	10/01 16
Mon 10/01/2011 15:00	28	103.43	3,910	530,000	103.4	72.54	8,180	1,178,000	73.6	2,750	11/01 12	1,708,000	780	10/01 23	870	10/01 20	3,490	11/01 02	3,910	11/01 13	780	11/01 02	1,500	10/01 20
Mon 10/01/2011 20:00	31	103.46	3,950	544,000	103.5	73.06	8,180	1,187,000	73.6	2,760	11/01 14	1,731,000	780	10/01 23	870	10/01 20	3,490	11/01 02	3,930	11/01 13	780	11/01 02	1,500	10/01 20
Tue 11/01/2011 04:00	35	103.28	3,950	570,000	103.5	73.40	8,180	1,446,000	74.1	2,970	12/01 14	2,016,000	780	11/01 21	870	10/01 20	3,570	12/01 01	4,040	11/01 14	780	12/01 00	1,500	10/01 20
Tue 11/01/2011 08:00	37	103.46	3,910	628,000	103.9	73.70	8,180	1,582,000	74.5	3,700	12/01 06	2,210,000	1,750	11/01 15	870	10/01 20	5,430	12/01 04	5,870	12/01 06	1,750	11/01 18	2,320	12/01 02
Tue 11/01/2011 13:00	39	103.91	3,910	748,000	104.8	74.39	8,590	1,758,000	75.0	5,220	12/01 03	2,506,000	3,000	11/01 16	2,120	11/01 18	8,130	11/01 19	9,180	12/01 07	3,000	11/01 19	4,410	12/01 03
Tue 11/01/2011 19:00	41	104.60	3,910	801,000	105.2	74.97	8,830	1,858,000	75.0	5,480	11/01 22	2,659,000	3,540	11/01 18	2,790	11/01 21	11,000	11/01 22	12,260	12/01 11	3,540	11/01 21	5,530	12/01 04
Wed 12/01/2011 08:00	43	104.83	3,910	803,000	105.2	74.82	8,180	1,724,000	74.7	7,300	11/01 21	2,527,000	3,540	11/01 18	2,790	11/01 21	10,830	11/01 22	12,090	12/01 11	3,540	11/01 21	5,530	12/01 04

With forecast rainfall

RUN DATE	RUN	SOMERSET				WIVENHOE						Total inflow volume	Lockyer		Bremer		With Wivenhoe				Without Wivenhoe			
		Current	Predicted			Current	Predicted										Lowood		Moggill		Lowood		Moggill	
		Level	Peak flow	Inflow vol	Predicted peak	Level	Peak flow	Inflow vol	Predicted peak	Predicted peak outflow			Peak flow	Predicted	Peak flow	Predicted	Peak flow	Predicted	Peak flow	Predicted	Peak flow	Predicted	Peak flow	Predicted
		m AHD	m³/s	ML	m AHD	m AHD	m³/s	ML	m AHD	m³/s	dd/mm hh	ML	m³/s	dd/mm hh	m³/s	dd/mm hh	m³/s	dd/mm hh	m³/s	dd/mm hh	m³/s	dd/mm hh	m³/s	dd/mm hh
Fri 07/01/2011 02:00	5	99.59	430	77,000	100.1	67.52	1,470	266,000	68.7	1,260	08/01 22	343,000	720	07/01 22	440	07/01 13	1,720	09/01 01	1,800	09/01 14	720	08/01 01	960	08/01 05
Fri 07/01/2011 09:00	7	99.63	500	87,000	100.2	67.75	1,650	293,000	68.5	1,250	08/01 14	380,000	670	07/01 21	390	07/01 21	1,830	08/01 17	1,960	09/01 06	670	08/01 00	970	08/01 08
Fri 07/01/2011 15:00	8	99.94	790	120,000	100.6	68.03	1,790	364,000	68.9	1,270	09/01 02	483,000	710	08/01 01	440	08/01 02	1,890	08/01 20	2,050	09/01 06	710	08/01 04	1,040	08/01 12
Sat 08/01/2011 14:00	10	100.44	1,110	165,000	100.6	68.61	1,910	497,000	69.1	1,540	10/01 01	662,000	530	07/01 21	540	09/01 04	1,940	10/01 04	2,220	09/01 15	530	08/01 00	940	09/01 10
Sun 09/01/2011 01:00	12	100.32	1,110	182,000	100.6	68.63	1,890	515,000	68.9	1,520	10/01 14	697,000	530	07/01 21	510	09/01 16	1,890	10/01 15	2,220	10/01 03	530	08/01 00	840	10/01 00
Sun 09/01/2011 08:00	14	100.28	1,110	227,000	101.0	68.55	2,320	586,000	69.3	1,560	11/01 00	814,000	530	07/01 21	490	10/01 04	1,900	11/01 00	2,220	10/01 10	530	08/01 00	780	10/01 07
Sun 09/01/2011 14:00	17	100.47	1,990	311,000	101.1	68.58	4,720	798,000	71.3	1,560	11/01 09	1,108,000	690	10/01 23	790	10/01 04	2,240	11/01 02	2,590	10/01 15	690	11/01 02	1,210	10/01 12
Sun 09/01/2011 19:00	21	101.43	3,940	482,000	103.0	68.86	8,810	1,231,000	73.9	3,070	11/01 13	1,712,000	1,250	11/01 00	1,100	10/01 09	4,160	11/01 11	4,400	12/01 00	1,250	11/01 03	1,940	10/01 17
Mon 10/01/2011 01:00	23	102.51	3,910	546,000	103.4	69.97	8,890	1,376,000	74.7	2,860	11/01 19	1,922,000	1,290	11/01 04	1,090	10/01 13	4,110	11/01 08	4,480	11/01 21	1,290	11/01 07	2,000	10/01 23
Mon 10/01/2011 09:00	26	103.08	3,910	583,000	103.5	71.56	8,180	1,401,000	74.5	2,840	12/01 04	1,985,000	1,220	11/01 12	1,310	10/01 20	4,020	11/01 15	4,680	11/01 12	1,220	11/01 15	2,090	11/01 07
Mon 10/01/2011 15:00	28	103.43	3,910	628,000	103.7	72.54	8,180	1,533,000	75.2	2,900	12/01 08	2,162,000	1,590	11/01 18	1,710	11/01 01	4,460	11/01 22	5,180	11/01 15	1,590	11/01 21	2,570	11/01 11
Mon 10/01/2011 20:00	31	103.46	3,950	601,000	103.5	73.06	8,180	1,381,000	74.3	2,820	12/01 06	1,982,000	1,060	11/01 21	1,120	11/01 06	3,870	12/01 01	4,470	11/01 15	1,060	12/01 00	1,840	11/01 12
Tue 11/01/2011 04:00	35	103.28	3,950	626,000	103.7	73.40	8,180	1,641,000	74.9	3,050	12/01 14	2,267,000	1,050	12/01 00	1,050	11/01 15	3,900	12/01 04	4,540	11/01 15	1,050	12/01 03	1,810	11/01 14
Tue 11/01/2011 08:00	37	103.46	3,910	684,000	104.2	73.70	8,180	1,776,000	75.1	3,760	12/01 11	2,460,000	2,130	12/01 04	1,210	11/01 20	5,870	12/01 07	6,540	12/01 07	2,130	12/01 07	3,000	12/01 04
Tue 11/01/2011 13:00	39	103.91	3,980	875,000	105.7	74.39	8,680	2,248,000	76.2	5,430	12/01 20	3,123,000	3,560	11/01 21	3,300	11/01 22	8,860	12/01 11	10,650	12/01 10	3,560	12/01 00	5,770	12/01 05
Tue 11/01/2011 19:00	41	104.60	3,910	928,000	105.9	74.97	8,830	2,362,000	75.2	7,520	12/01 15	3,289,000	4,020	12/01 04	3,530	12/01 02	11,530	12/01 07	13,470	12/01 11	4,020	12/01 07	6,910	12/01 04
Wed 12/01/2011 08:00	43	104.83				74.82																		

Summary of supplementary operational runs

(Runs highlighted in yellow are additional to those appearing in the January 2011 Flood Event Report on the Operation of Somerset Dam and Wivenhoe Dam)

Without forecast rainfall

RUN DATE	RUN	SOMERSET				WIVENHOE																			
		Current	Predicted			Current			Predicted			Total inflow volume	Lockyer		Bremer		With Wivenhoe				Without Wivenhoe			
																	Lowood		Moggill		Lowood		Moggill	
		Level	Peak flow	Inflow vol	Predicted peak	Level	Peak flow	Inflow vol	Predicted peak	Predicted peak outflow			Peak flow	Predicted	Peak flow	Predicted	Peak flow	Predicted	Peak flow	Predicted	Peak flow	Predicted	Peak flow	Predicted
		m AHD	m³/s	ML	m AHD	m AHD	m³/s	ML	m AHD	m³/s	dd/mm hh	ML	m³/s	dd/mm hh	m³/s	dd/mm hh	m³/s	dd/mm hh	m³/s	dd/mm hh	m³/s	dd/mm hh	m³/s	dd/mm hh
Thu 06/01/2011 08:00	2	99.37	400	40,000	99.6	67.32	320	72,000	67.6	50	na	112,000	120	06/01 09	260	06/01 05	170	06/01 06	400	06/01 00	120	06/01 06	350	06/01 00
Thu 06/01/2011 12:00	3	99.40	400	41,000	99.6	67.34	700	133,000	68.2	50	na	174,000	370	07/01 19	260	06/01 05	420	07/01 16	540	07/01 13	370	07/01 16	490	07/01 13
Thu 06/01/2011 18:00	4	99.46	280	45,000	99.6	67.40	1,160	167,000	68.2	1,220	08/01 22	212,000	380	07/01 19	260	06/01 05	1,390	09/01 01	1,410	09/01 14	380	07/01 22	460	08/01 06
Fri 07/01/2011 02:00	5	99.55	280	46,000	99.7	67.52	1,110	158,000	68.2	1,220	08/01 23	204,000	470	07/01 19	200	07/01 07	1,430	09/01 01	1,460	09/01 14	470	07/01 22	550	08/01 06
Fri 07/01/2011 09:00	6	99.65	280	48,000	99.7	67.75	1,160	164,000	68.2	1,220	08/01 22	212,000	470	07/01 19	200	07/01 07	1,410	08/01 22	1,450	08/01 22	470	07/01 16	600	07/01 14
Fri 07/01/2011 09:00	7	99.65	280	56,000	99.8	67.75	1,270	186,000	68.2	1,220	08/01 15	242,000	470	07/01 19	230	07/01 10	1,510	08/01 17	1,550	09/01 06	470	07/01 22	570	08/01 06
Fri 07/01/2011 15:00	8	99.94	790	86,000	100.3	68.03	1,790	260,000	68.4	1,240	08/01 13	346,000	530	07/01 21	250	07/01 15	1,610	08/01 17	1,660	09/01 06	530	08/01 00	660	08/01 08
Sat 08/01/2011 07:00	9	100.44	1,110	109,000	100.5	68.48	1,850	325,000	68.8	1,480	10/01 01	434,000	530	07/01 21	290	07/01 16	1,630	08/01 17	1,700	09/01 06	530	08/01 00	690	08/01 07
Sat 08/01/2011 14:00	10	100.44	1,110	111,000	100.5	68.56	1,910	309,000	68.7	1,480	10/01 01	420,000	530	07/01 21	410	07/01 16	1,620	08/01 17	1,720	09/01 06	530	08/01 00	770	08/01 05
Sat 08/01/2011 18:00	11	100.39	1,110	123,000	100.5	68.59	1,830	337,000	68.8	1,490	10/01 01	460,000	530	07/01 21	410	07/01 16	1,630	08/01 17	1,730	09/01 06	530	08/01 00	770	08/01 05
Sun 09/01/2011 01:00	12	100.32	1,110	128,000	100.5	68.63	1,890	329,000	68.7	1,480	10/01 01	457,000	530	07/01 21	410	07/01 16	1,620	08/01 17	1,720	09/01 06	530	08/01 00	770	08/01 05
Sun 09/01/2011 06:00	13	100.27	1,110	164,000	100.5	68.58	1,870	366,000	68.8	1,500	10/01 01	530,000	530	07/01 21	410	07/01 16	1,630	08/01 17	1,730	09/01 06	530	08/01 00	770	08/01 05
Sun 09/01/2011 08:00	14	100.28	1,110	173,000	100.5	68.56	1,930	396,000	68.7	1,500	10/01 01	569,000	530	07/01 21	410	07/01 16	1,620	08/01 17	1,720	09/01 06	530	08/01 00	770	08/01 05
Sun 09/01/2011 09:00	15	100.28	1,080	171,000	100.4	68.55	1,810	401,000	68.9	1,570	10/01 21	572,000	530	07/01 21	410	07/01 16	1,660	08/01 14	1,800	08/01 14	530	08/01 00	800	07/01 19
Sun 09/01/2011 12:00	16	100.39	1,660	206,000	100.5	68.54	1,870	454,000	69.2	1,590	10/01 19	660,000	530	07/01 21	410	07/01 16	1,750	10/01 19	1,880	10/01 01	530	08/01 00	800	07/01 19
Sun 09/01/2011 14:00	17	100.47	1,700	243,000	100.7	68.58	2,860	561,000	70.0	1,490	10/01 22	804,000	530	07/01 21	410	07/01 16	1,680	11/01 03	1,850	09/01 21	530	08/01 00	770	08/01 05
Sun 09/01/2011 15:00	18	100.57	2,620	280,000	101.1	68.68	3,550	634,000	70.5	1,520	10/01 23	914,000	530	07/01 21	410	07/01 16	1,720	11/01 03	1,860	09/01 21	530	08/01 00	770	08/01 05
Sun 09/01/2011 16:00	19	100.75	3,200	313,000	101.5	68.70	4,410	704,000	70.9	2,740	11/01 08	1,017,000	530	07/01 21	410	07/01 16	2,960	11/01 11	3,010	12/01 00	530	08/01 00	770	08/01 05
Sun 09/01/2011 17:00	20	101.14	3,320	342,000	101.8	68.77	4,890	747,000	71.2	2,770	11/01 08	1,089,000	530	07/01 21	410	07/01 16	3,070	11/01 11	3,130	12/01 00	530	08/01 00	770	08/01 05
Sun 09/01/2011 19:00	21	101.43	3,800	387,000	102.3	68.97	6,960	886,000	72.1	2,880	11/01 08	1,273,000	530	07/01 21	410	07/01 16	3,240	11/01 11	3,300	12/01 00	530	08/01 00	770	08/01 05
Sun 09/01/2011 20:00	22	101.68	3,910	409,000	102.5	69.10	6,940	1,083,000	72.7	2,660	11/01 06	1,492,000	530	07/01 21	410	07/01 16	3,090	11/01 03	3,160	11/01 13	530	08/01 00	770	08/01 05
Mon 10/01/2011 01:00	23	102.54	3,910	448,000	102.9	69.97	8,050	1,020,000	72.9	2,700	11/01 07	1,468,000	620	10/01 04	410	07/01 16	3,180	11/01 08	3,240	11/01 21	620	10/01 07	820	10/01 16
Mon 10/01/2011 03:00	24	102.70	3,910	450,000	102.9	70.36	8,020	1,061,000	73.0	2,670	11/01 04	1,511,000	620	10/01 04	410	07/01 16	3,210	11/01 02	3,290	11/01 12	620	10/01 07	820	10/01 16
Mon 10/01/2011 04:00	25	102.78	4,030	469,000	103.1	70.57	8,060	1,023,000	72.8	2,680	11/01 04	1,492,000	620	10/01 04	410	07/01 16	3,190	11/01 01	3,310	10/01 19	620	10/01 07	840	10/01 06

APPENDIX A1 – MODEL RESULTS (continued)

Mon 10/01/2011 09:00	26	103.08	3,910	485,000	103.1	71.56	8,180	1,046,000	72.9	2,690	11/01 06	1,531,000	630	10/01 07	470	10/01 16	3,240	11/01 02	3,420	11/01 12	630	10/01 10	1,090	10/01 16
Mon 10/01/2011 12:00	27	103.26	3,910	525,000	103.4	72.07	8,180	1,122,000	73.3	2,730	11/01 09	1,647,000	630	10/01 07	840	10/01 19	3,290	11/01 03	3,870	10/01 20	630	10/01 10	1,460	10/01 11
Mon 10/01/2011 15:00	28	103.43	3,910	530,000	103.4	72.54	8,180	1,178,000	73.6	2,750	11/01 12	1,708,000	780	10/01 23	870	10/01 20	3,490	11/01 02	3,910	11/01 13	780	11/01 02	1,500	10/01 20
Mon 10/01/2011 16:00	29	103.45	3,950	536,000	103.5	72.70	8,030	1,198,000	73.7	2,750	11/01 12	1,734,000	790	10/01 23	870	10/01 20	3,510	11/01 02	3,930	11/01 13	790	11/01 02	1,500	10/01 20
Mon 10/01/2011 17:00	30	103.45	3,950	536,000	103.5	72.84	8,190	1,221,000	73.8	2,750	11/01 12	1,757,000	790	10/01 23	870	10/01 20	3,520	11/01 02	3,950	11/01 13	790	11/01 02	1,500	10/01 20
Mon 10/01/2011 20:00	31	103.45	3,950	544,000	103.5	73.06	8,180	1,187,000	73.6	2,760	11/01 14	1,731,000	780	10/01 23	870	10/01 20	3,490	11/01 02	3,930	11/01 13	780	11/01 02	1,500	10/01 20
Tue 11/01/2011 00:00	32	103.37	3,950	554,000	103.5	73.26	7,800	1,269,000	73.5	2,880	12/01 14	1,823,000	890	11/01 19	870	10/01 20	3,640	11/01 22	4,060	11/01 14	890	11/01 22	1,550	10/01 20
Tue 11/01/2011 02:00	33	103.31	3,950	557,000	103.5	73.35	7,800	1,387,000	73.9	2,930	12/01 14	1,944,000	900	11/01 20	870	10/01 20	3,670	11/01 23	4,120	11/01 14	900	11/01 23	1,550	10/01 20
Tue 11/01/2011 03:00	34	103.27	3,950	559,000	103.5	73.38	7,800	1,419,000	74.0	2,950	12/01 14	1,978,000	900	11/01 20	870	10/01 20	3,680	12/01 00	4,140	11/01 14	900	11/01 23	1,550	10/01 20
Tue 11/01/2011 04:00	35	103.23	3,950	570,000	103.5	73.40	8,180	1,446,000	74.1	2,970	12/01 14	2,016,000	780	11/01 21	870	10/01 20	3,570	12/01 01	4,040	11/01 14	780	12/01 00	1,500	10/01 20
Tue 11/01/2011 07:00	36	103.40	3,910	615,000	103.8	73.61	8,180	1,555,000	74.3	3,690	12/01 04	2,170,000	1,310	11/01 17	870	10/01 20	4,970	11/01 22	5,220	12/01 09	1,310	11/01 20	1,630	12/01 04
Tue 11/01/2011 08:00	37	103.46	3,910	628,000	103.9	73.70	8,180	1,582,000	74.5	3,700	12/01 06	2,210,000	1,750	11/01 15	870	10/01 20	5,430	12/01 04	5,870	12/01 06	1,750	11/01 18	2,320	12/01 02
Tue 11/01/2011 10:00	38	103.54	3,910	640,000	104.0	73.95	8,190	1,740,000	75.0	4,630	12/01 02	2,380,000	2,370	11/01 13	1,370	11/01 17	6,880	11/01 17	7,680	12/01 06	2,370	11/01 16	3,420	12/01 01
Tue 11/01/2011 13:00	39	103.83	3,910	748,000	104.8	74.39	8,590	1,758,000	75.0	5,220	12/01 03	2,506,000	3,000	11/01 16	2,120	11/01 18	8,130	11/01 19	9,180	12/01 07	3,000	11/01 19	4,410	12/01 03
Tue 11/01/2011 14:00	40	103.96	3,910	763,000	105.0	74.57	8,590	1,781,000	75.1	5,240	12/01 03	2,544,000	3,420	11/01 16	2,460	11/01 19	8,580	11/01 20	9,800	12/01 07	3,420	11/01 19	4,990	12/01 04
Tue 11/01/2011 19:00	41	104.60	3,910	801,000	105.2	74.97	8,830	1,858,000	75.0	5,480	11/01 22	2,659,000	3,540	11/01 18	2,790	11/01 21	11,000	11/01 22	12,260	12/01 11	3,540	11/01 21	5,530	12/01 04
Tue 11/01/2011 21:00	42	104.78	3,910	802,000	105.2	74.95	8,180	1,724,000	74.7	7,300	11/01 21	2,526,000	3,540	11/01 18	2,790	11/01 21	10,830	11/01 22	12,090	12/01 11	3,540	11/01 21	5,530	12/01 04
Wed 12/01/2011 08:00	43	105.11	3,910	803,000	105.2	74.78	8,180	1,724,000	74.7	7,300	11/01 21	2,527,000	3,540	11/01 18	2,790	11/01 21	10,830	11/01 22	12,090	12/01 11	3,540	11/01 21	5,530	12/01 04
Thu 13/01/2011 12:00	44	103.96	3,910	806,000	105.2	74.61	8,180	1,726,000	74.7	0	00/01 00	2,532,000	3,540	11/01 18	2,790	11/01 21	10,830	11/01 22	12,090	12/01 11	3,540	11/01 21	5,530	12/01 04
Wed 19/01/2011 12:00	45	99.00	3,910	810,000	105.2	66.90	8,180	1,782,000	74.7	0	00/01 00	2,592,000	3,540	11/01 18	2,790	11/01 21	10,830	11/01 22	12,090	12/01 11	3,540	11/01 21	5,530	12/01 04

APPENDIX A1 – MODEL RESULTS (continued)

(Note these runs do not include allowances for fuse plug initiation which first occurs at EL 75.7m AHD)

With forecast rainfall

RUN DATE	RUN	SOMERSET				WIVENHOE						Total inflow volume	Lockyer		Bremer		With Wivenhoe				Without Wivenhoe			
		Current		Predicted		Current			Predicted								Lowood		Moggill		Lowood		Moggill	
		Level	Peak flow	Inflow vol	Predicted peak	Level	Peak flow	Inflow vol	Predicted peak	Predicted peak outflow			Peak flow	Predicted	Peak flow	Predicted	Peak flow	Predicted	Peak flow	Predicted	Peak flow	Predicted	Peak flow	Predicted
		m AHD	m³/s	ML	m AHD	m AHD	m³/s	ML	m AHD	m³/s	dd/mm hh	ML	m³/s	dd/mm hh	m³/s	dd/mm hh	m³/s	dd/mm hh	m³/s	dd/mm hh	m³/s	dd/mm hh	m³/s	dd/mm hh
Thu 06/01/2011 08:00	2	99.37	400	50,000	99.7	67.32	350	82,000	67.7	50	na	132,000	140	07/01 19	260	06/01 05	190	07/01 16	400	06/01 00	140	07/01 16	350	06/01 00
Thu 06/01/2011 12:00	3	99.40	400	64,000	100.0	67.34	1,000	162,000	68.4	50	na	226,000	490	07/01 18	330	07/01 02	540	07/01 15	680	07/01 12	490	07/01 15	630	07/01 12
Thu 06/01/2011 18:00	4	99.46	470	77,000	100.2	67.40	1,910	374,000	68.9	1,270	08/01 22	451,000	650	07/01 21	490	07/01 05	1,580	09/01 01	1,640	09/01 14	650	08/01 00	820	08/01 07
Fri 07/01/2011 02:00	5	99.55	430	77,000	100.1	67.52	1,470	266,000	68.7	1,260	08/01 22	343,000	720	07/01 22	440	07/01 13	1,720	09/01 01	1,800	09/01 14	720	08/01 01	960	08/01 05
Fri 07/01/2011 09:00	6	99.65	430	79,000	100.1	67.75	1,590	267,000	68.7	1,260	08/01 22	346,000	690	07/01 20	410	07/01 18	1,710	08/01 22	1,830	08/01 22	690	07/01 17	1,060	07/01 14
Fri 07/01/2011 09:00	7	99.65	500	87,000	100.2	67.75	1,650	293,000	68.5	1,250	08/01 14	380,000	670	07/01 21	390	07/01 21	1,830	08/01 17	1,960	09/01 06	670	08/01 00	970	08/01 08
Fri 07/01/2011 15:00	8	99.94	790	120,000	100.6	68.03	1,790	364,000	68.9	1,270	09/01 02	484,000	710	08/01 01	440	08/01 02	1,890	08/01 20	2,050	09/01 06	710	08/01 04	1,040	08/01 12
Sat 08/01/2011 07:00	9	100.44	1,110	137,000	100.5	68.48	1,850	417,000	69.0	1,520	10/01 01	554,000	530	07/01 21	410	07/01 16	1,730	10/01 04	1,950	09/01 06	530	08/01 00	830	08/01 16
Sat 08/01/2011 14:00	10	100.44	1,110	165,000	100.6	68.56	1,910	497,000	69.1	1,540	10/01 01	662,000	530	07/01 21	540	09/01 04	1,940	10/01 04	2,220	09/01 15	530	08/01 00	940	09/01 10
Sat 08/01/2011 18:00	11	100.39	1,110	178,000	100.6	68.59	1,830	523,000	69.2	1,540	10/01 05	701,000	530	07/01 21	520	09/01 09	1,930	10/01 07	2,230	09/01 21	530	08/01 00	900	09/01 16
Sun 09/01/2011 01:00	12	100.32	1,110	182,000	100.6	68.63	1,890	515,000	68.9	1,520	10/01 14	697,000	530	07/01 21	510	09/01 16	1,890	10/01 15	2,220	10/01 03	530	08/01 00	840	10/01 00
Sun 09/01/2011 06:00	13	100.27	1,110	218,000	100.6	68.58	1,870	556,000	69.3	1,550	10/01 22	774,000	530	07/01 21	490	10/01 02	1,900	10/01 22	2,220	10/01 10	530	08/01 00	800	10/01 05
Sun 09/01/2011 08:00	14	100.28	1,110	227,000	100.7	68.56	2,320	586,000	69.5	1,560	11/01 00	813,000	530	07/01 21	490	10/01 04	1,900	11/01 00	2,220	10/01 10	530	08/01 00	780	10/01 07
Sun 09/01/2011 09:00	15	100.28	1,080	224,000	100.4	68.55	2,160	586,000	69.8	1,640	11/01 00	810,000	530	07/01 21	490	10/01 05	1,980	11/01 00	2,300	10/01 01	530	08/01 00	800	07/01 19
Sun 09/01/2011 12:00	16	100.39	1,680	273,000	100.8	68.54	3,060	689,000	70.4	1,670	11/01 01	962,000	570	10/01 21	780	09/01 23	2,240	11/01 00	2,720	10/01 01	570	11/01 00	1,180	10/01 00
Sun 09/01/2011 14:00	17	100.47	1,990	311,000	101.1	68.58	4,720	798,000	71.3	1,560	11/01 09	1,109,000	690	10/01 23	790	10/01 04	2,240	11/01 02	2,590	10/01 15	690	11/01 02	1,210	10/01 12
Sun 09/01/2011 15:00	18	100.57	2,770	347,000	101.6	68.86	5,220	870,000	71.8	1,590	11/01 10	1,217,000	690	10/01 23	800	10/01 05	2,270	11/01 03	2,610	10/01 16	690	11/01 02	1,210	10/01 13
Sun 09/01/2011 16:00	19	100.75	3,230	408,000	102.2	68.70	6,670	1,049,000	72.7	2,740	11/01 08	1,457,000	1,050	10/01 22	1,100	10/01 06	3,850	11/01 11	4,070	12/01 00	1,050	11/01 01	1,720	10/01 14
Sun 09/01/2011 17:00	20	101.14	3,540	437,000	102.6	68.77	6,940	1,092,000	73.0	2,980	11/01 09	1,529,000	1,170	10/01 23	1,110	10/01 07	3,980	11/01 11	4,200	12/01 00	1,170	11/01 02	1,930	10/01 15
Sun 09/01/2011 19:00	21	101.43	3,940	482,000	103.0	68.97	8,810	1,231,000	73.9	3,070	11/01 13	1,713,000	1,250	11/01 00	1,100	10/01 09	4,160	11/01 11	4,400	12/01 00	1,250	11/01 03	1,940	10/01 17
Sun 09/01/2011 20:00	22	101.68	4,030	507,000	103.2	69.10	8,780	1,297,000	74.1	2,820	11/01 17	1,804,000	1,250	11/01 01	1,100	10/01 10	4,020	11/01 04	4,390	11/01 15	1,250	11/01 04	1,960	10/01 18
Mon 10/01/2011 01:00	23	102.54	3,910	546,000	103.4	69.97	8,890	1,376,000	74.7	2,860	11/01 19	1,922,000	1,290	11/01 04	1,090	10/01 13	4,110	11/01 08	4,480	11/01 21	1,290	11/01 07	2,000	10/01 23
Mon 10/01/2011 03:00	24	102.70	3,910	548,000	103.4	70.36	8,960	1,434,000	74.8	2,830	11/01 20	1,982,000	1,260	11/01 06	1,070	10/01 15	4,080	11/01 10	4,480	11/01 19	1,260	11/01 09	1,970	11/01 01
Mon 10/01/2011 04:00	25	102.78	4,030	570,000	103.5	70.57	8,860	1,379,000	74.5	2,840	11/01 22	1,949,000	1,240	11/01 07	1,060	10/01 17	4,050	11/01 11	4,670	10/01 19	1,240	11/01 10	1,980	10/01 17
Mon 10/01/2011 09:00	26	103.08	3,910	583,000	103.5	71.56	8,180	1,401,000	74.5	2,840	12/01 04	1,984,000	1,220	11/01 12	1,310	10/01 20	4,020	11/01 15	4,680	11/01 12	1,220	11/01 15	2,090	11/01 07
Mon 10/01/2011 12:00	27	103.26	3,910	651,000	103.9	72.07	8,180	1,589,000	75.6	2,930	12/01 10	2,240,000	1,620	11/01 15	2,090	10/01 22	4,510	11/01 18	5,610	11/01 00	1,620	11/01 18	2,860	11/01 00

APPENDIX A1 – MODEL RESULTS (continued)

Mon 10/01/2011 15:00	28	103.43	3,910	628,000	103.7	72.54	8,180	1,533,000	75.2	2,900	12/01 08	2,161,000	1,590	11/01 18	1,710	11/01 01	4,460	11/01 22	5,180	11/01 15	1,590	11/01 21	2,570	11/01 11
Mon 10/01/2011 16:00	29	103.45	3,950	663,000	103.8	72.70	7,800	1,631,000	75.7	2,940	12/01 12	2,294,000	2,000	11/01 19	2,000	11/01 02	4,890	11/01 22	5,630	11/01 16	2,000	11/01 22	3,010	11/01 13
Mon 10/01/2011 17:00	30	103.45	3,950	592,000	103.5	72.84	8,190	1,425,000	74.6	2,810	12/01 12	2,017,000	1,110	11/01 20	1,210	11/01 02	3,940	11/01 23	4,530	11/01 14	1,110	11/01 23	1,880	11/01 12
Mon 10/01/2011 20:00	31	103.45	3,950	601,000	103.5	73.06	8,180	1,381,000	74.3	2,820	12/01 06	1,982,000	1,060	11/01 21	1,120	11/01 06	3,870	12/01 01	4,470	11/01 15	1,060	12/01 00	1,840	11/01 12
Tue 11/01/2011 00:00	32	103.37	3,950	610,000	103.6	73.26	7,800	1,464,000	74.1	2,970	12/01 14	2,074,000	1,270	11/01 23	1,040	11/01 10	4,060	12/01 02	4,560	11/01 13	1,270	12/01 02	1,920	11/01 11
Tue 11/01/2011 02:00	33	103.31	3,950	613,000	103.6	73.35	7,800	1,581,000	74.6	2,930	12/01 14	2,194,000	1,230	11/01 23	1,060	11/01 12	4,060	12/01 03	4,620	11/01 14	1,230	12/01 02	1,940	11/01 12
Tue 11/01/2011 03:00	34	103.27	3,950	616,000	103.6	73.38	7,800	1,613,000	74.8	3,040	12/01 14	2,229,000	1,230	11/01 23	1,070	11/01 14	4,060	12/01 03	4,650	11/01 14	1,230	12/01 02	1,940	11/01 13
Tue 11/01/2011 04:00	35	103.23	3,950	626,000	103.7	73.40	8,180	1,641,000	74.9	3,050	12/01 14	2,267,000	1,050	12/01 00	1,050	11/01 15	3,900	12/01 04	4,540	11/01 15	1,050	12/01 03	1,810	11/01 14
Tue 11/01/2011 07:00	36	103.40	3,910	670,000	103.5	73.61	8,180	1,750,000	76.2	2,990	12/01 18	2,420,000	1,600	11/01 18	1,020	11/01 16	4,490	12/01 05	5,100	12/01 08	1,600	11/01 21	2,330	12/01 05
Tue 11/01/2011 08:00	37	103.46	3,910	684,000	104.2	73.70	8,180	1,776,000	75.1	3,760	12/01 11	2,460,000	2,130	12/01 04	1,210	11/01 20	5,870	12/01 07	6,540	12/01 07	2,130	12/01 07	3,000	12/01 04
Tue 11/01/2011 10:00	38	103.54	3,910	766,000	104.8	73.95	9,130	2,230,000	76.5	4,850	12/01 21	2,996,000	3,060	12/01 06	2,700	11/01 20	7,860	12/01 10	9,290	12/01 07	3,060	12/01 09	4,950	12/01 02
Tue 11/01/2011 13:00	39	103.83	3,980	875,000	105.7	74.39	8,680	2,248,000	76.2	5,430	12/01 20	3,123,000	3,560	11/01 21	3,300	11/01 22	8,860	12/01 11	10,650	12/01 10	3,560	12/01 00	5,770	12/01 05
Tue 11/01/2011 14:00	40	103.96	4,070	889,000	105.8	74.57	9,260	2,271,000	76.3	5,440	12/01 21	3,160,000	3,960	11/01 21	3,610	11/01 22	9,210	12/01 01	11,180	12/01 10	3,960	12/01 00	6,340	12/01 05
Tue 11/01/2011 19:00	41	104.60	3,910	928,000	105.9	74.97	8,830	2,362,000	75.2	7,520	12/01 15	3,290,000	4,020	12/01 04	3,530	12/01 02	11,530	12/01 07	13,470	12/01 11	4,020	12/01 07	6,910	12/01 04
Tue 11/01/2011 21:00	42	104.78				74.95																		
Wed 12/01/2011 08:00	43	105.11				74.78																		
Thu 13/01/2011 12:00	44	103.96				74.61																		
Wed 19/01/2011 12:00	45	99.00				66.90																		

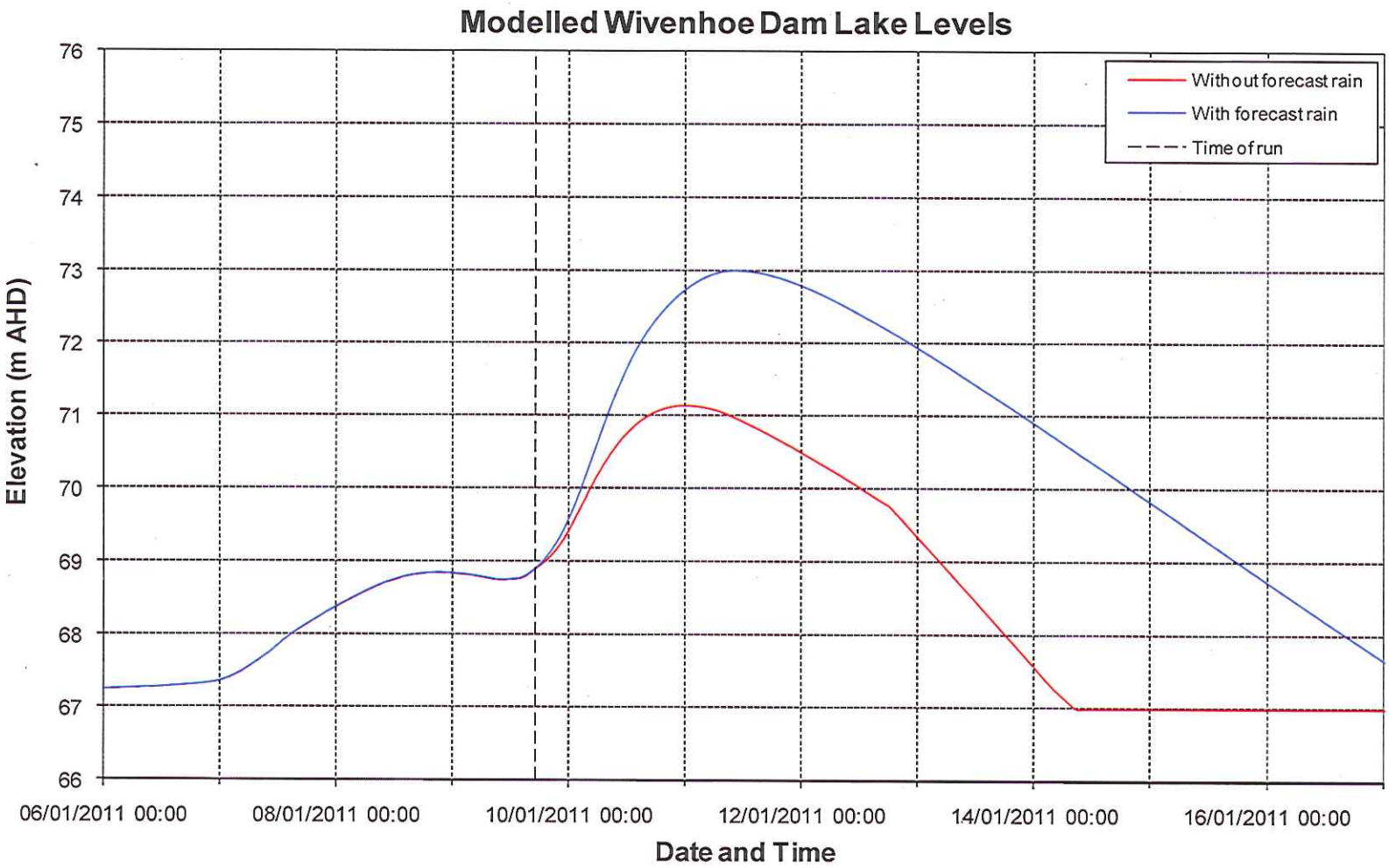

Run 20: Sunday 9 January 2011, 17:00

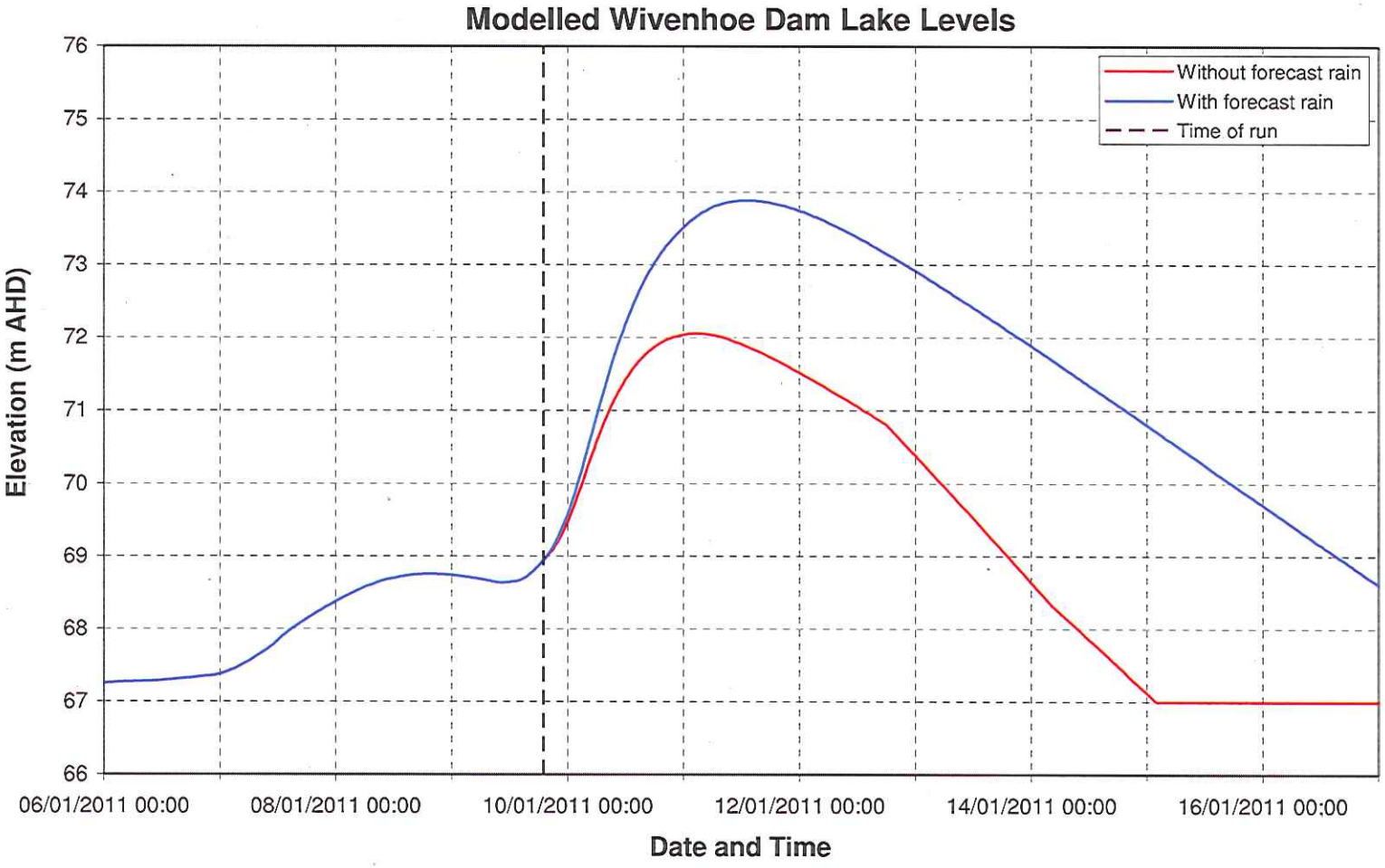

Run 21: Sunday 9 January 2011, 19:00

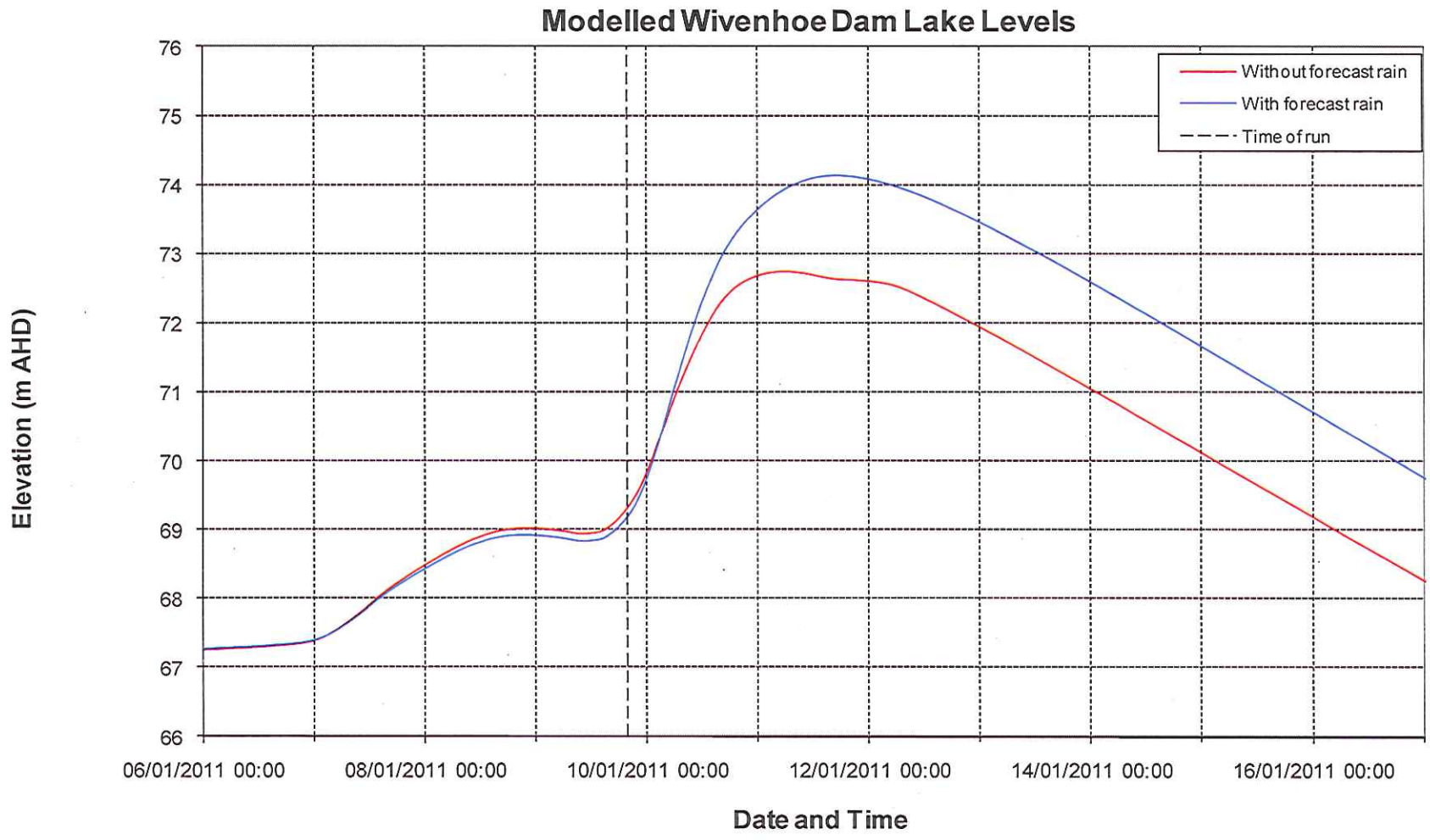

Run 22: Sunday 9 January 2011, 20:00

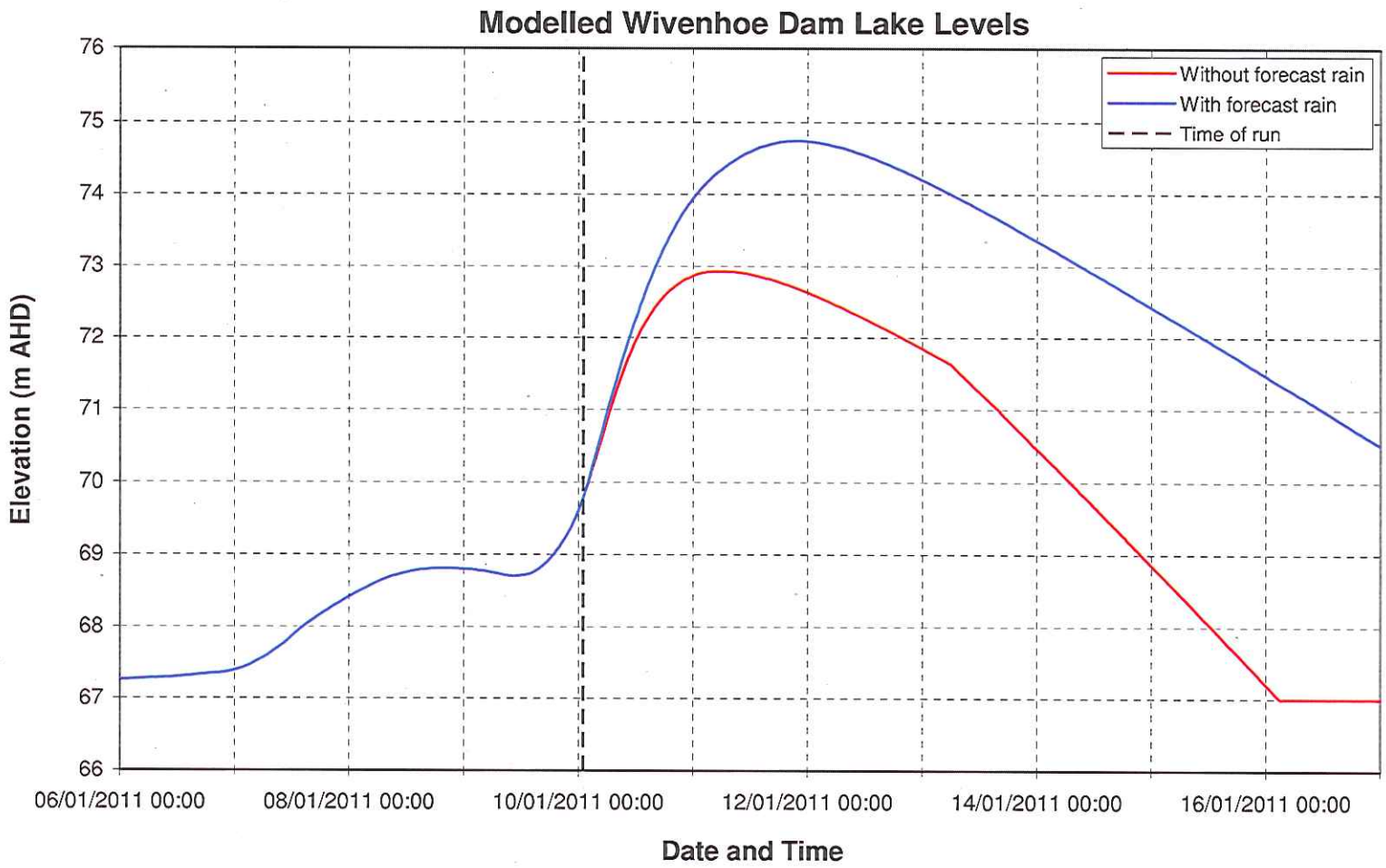

Run 23: Monday 10 January 2011, 01:00

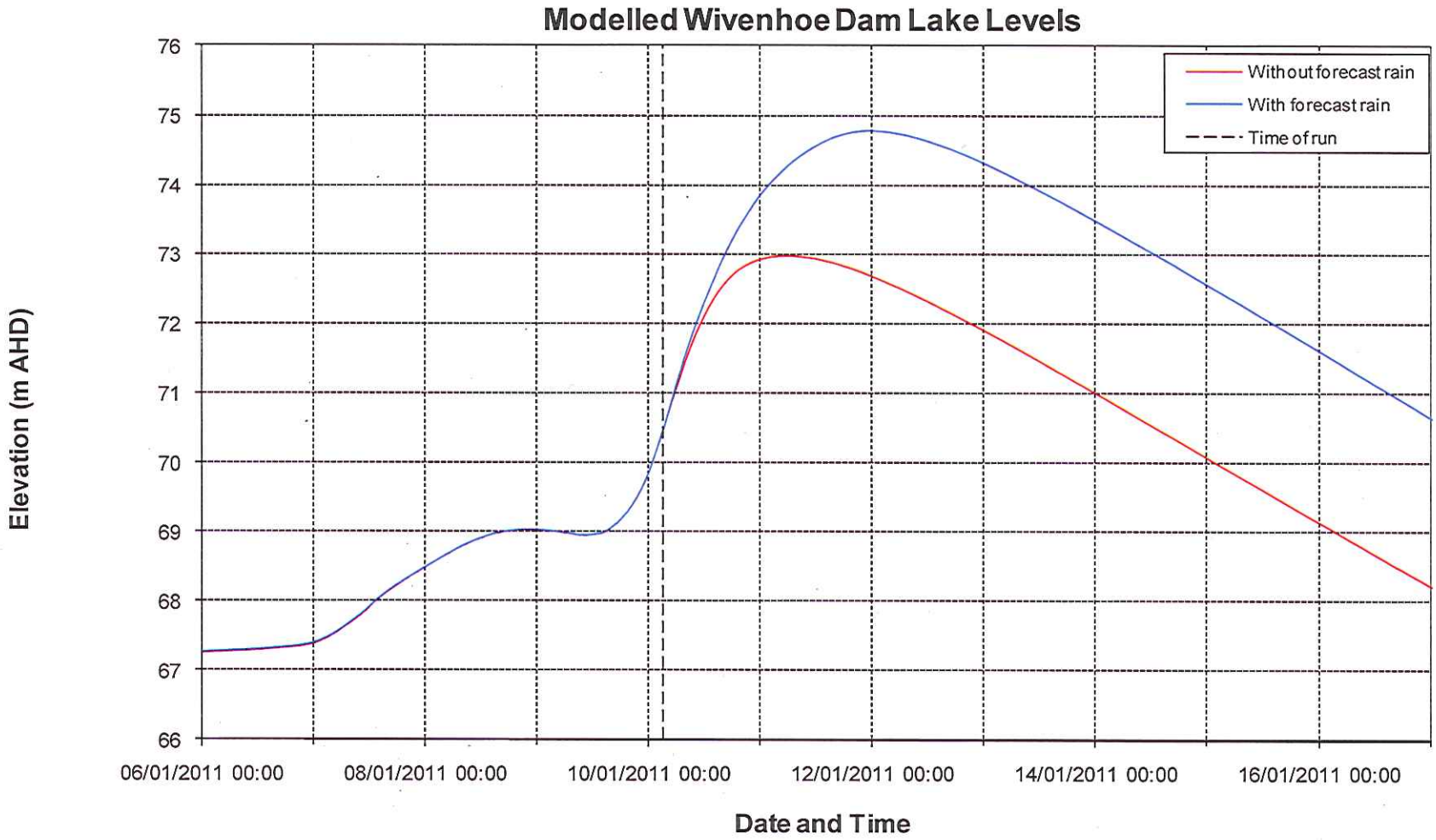

Run 24: Monday 10 January 2011, 03:00

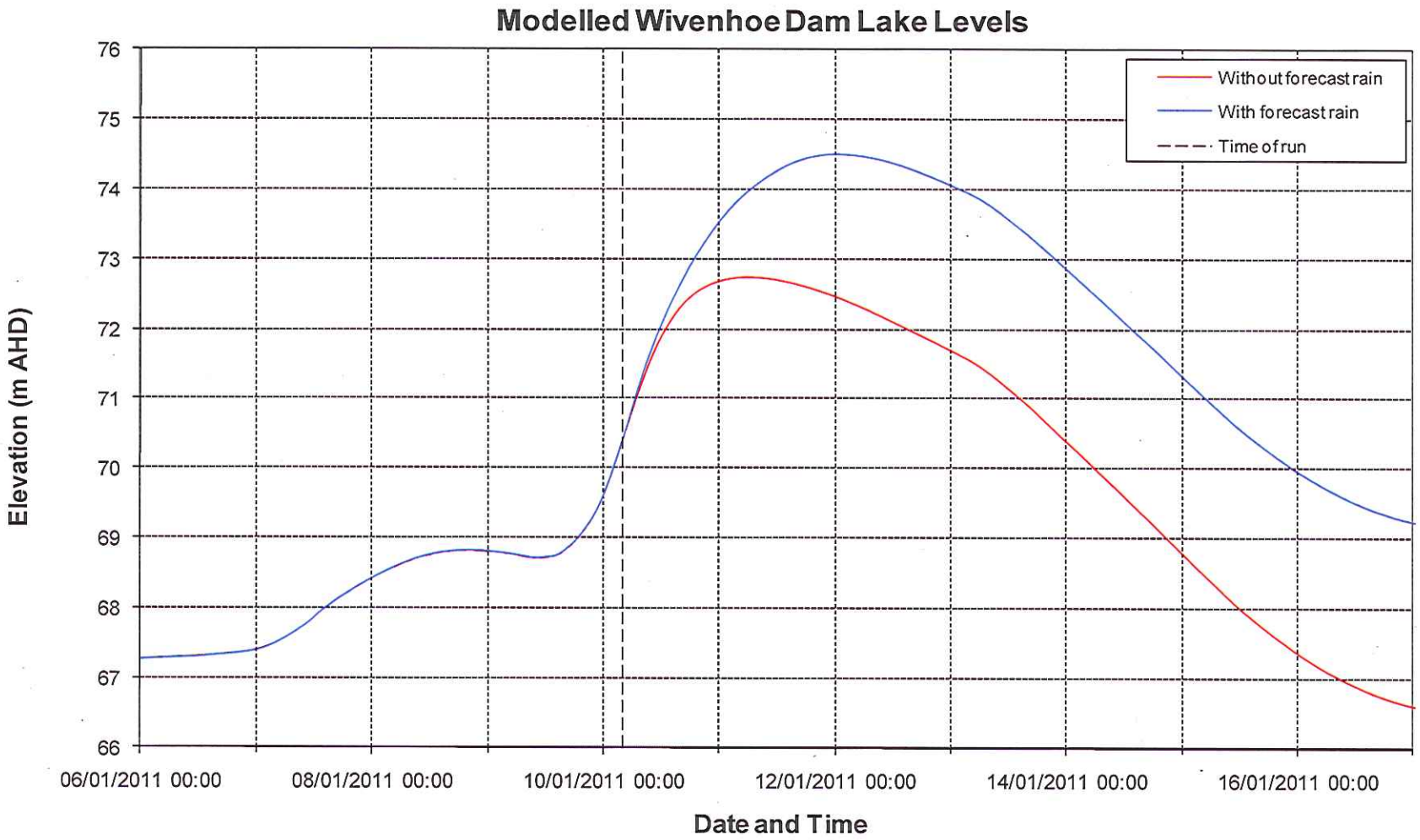

Run 25: Monday 10 January 2011, 04:00

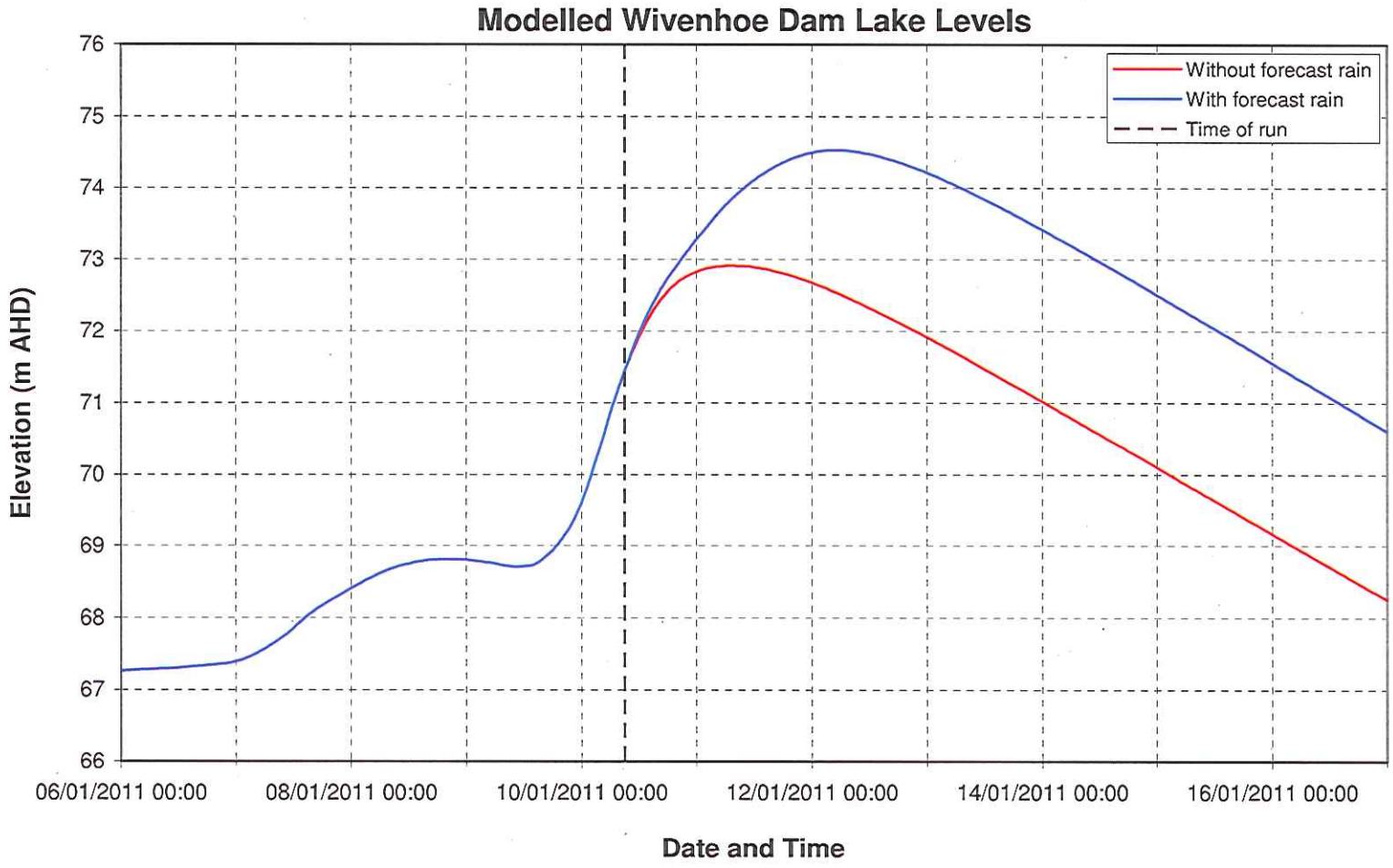

Run 26: Monday 10 January 2011, 09:00

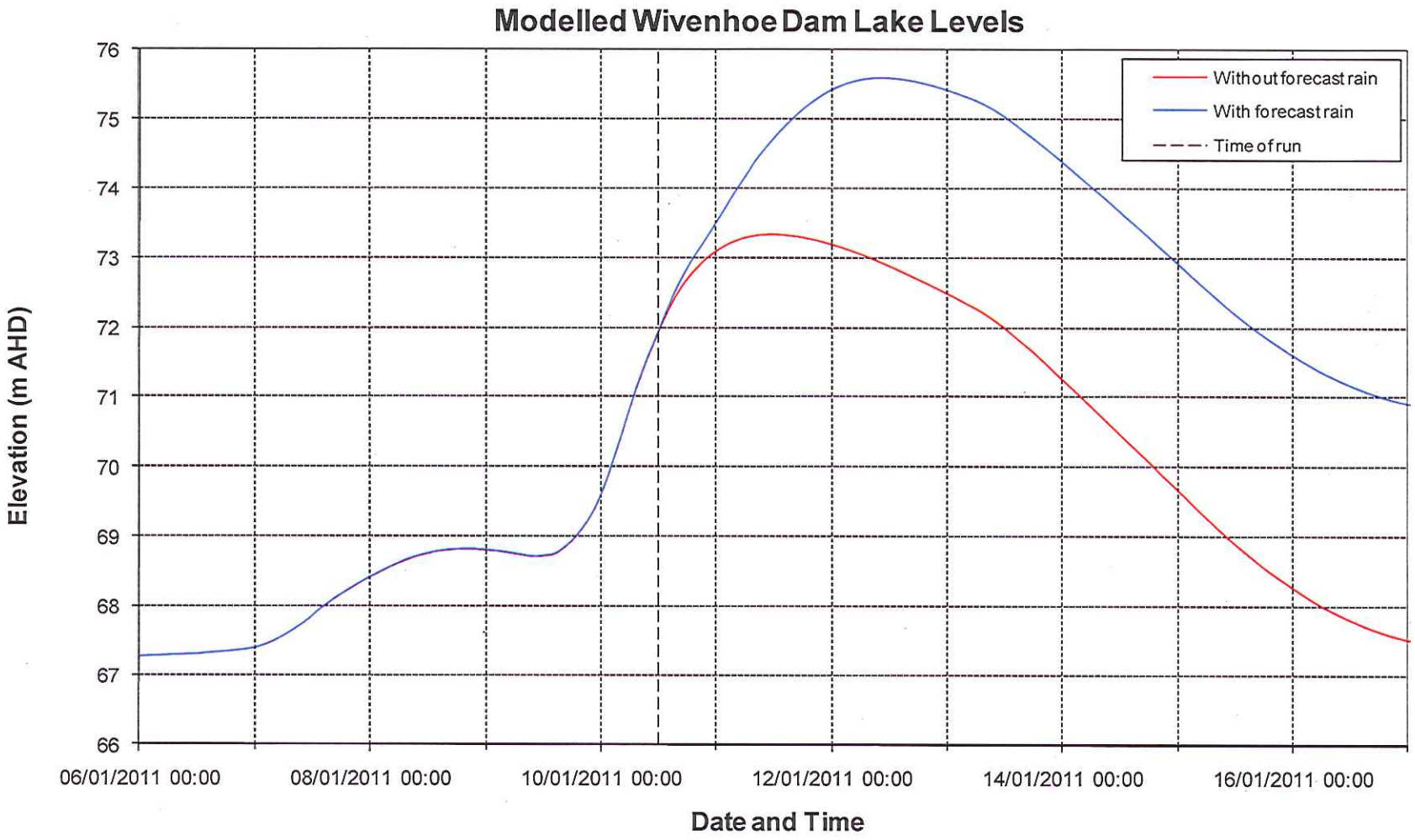

Run 27: Monday 10 January 2011, 12:00

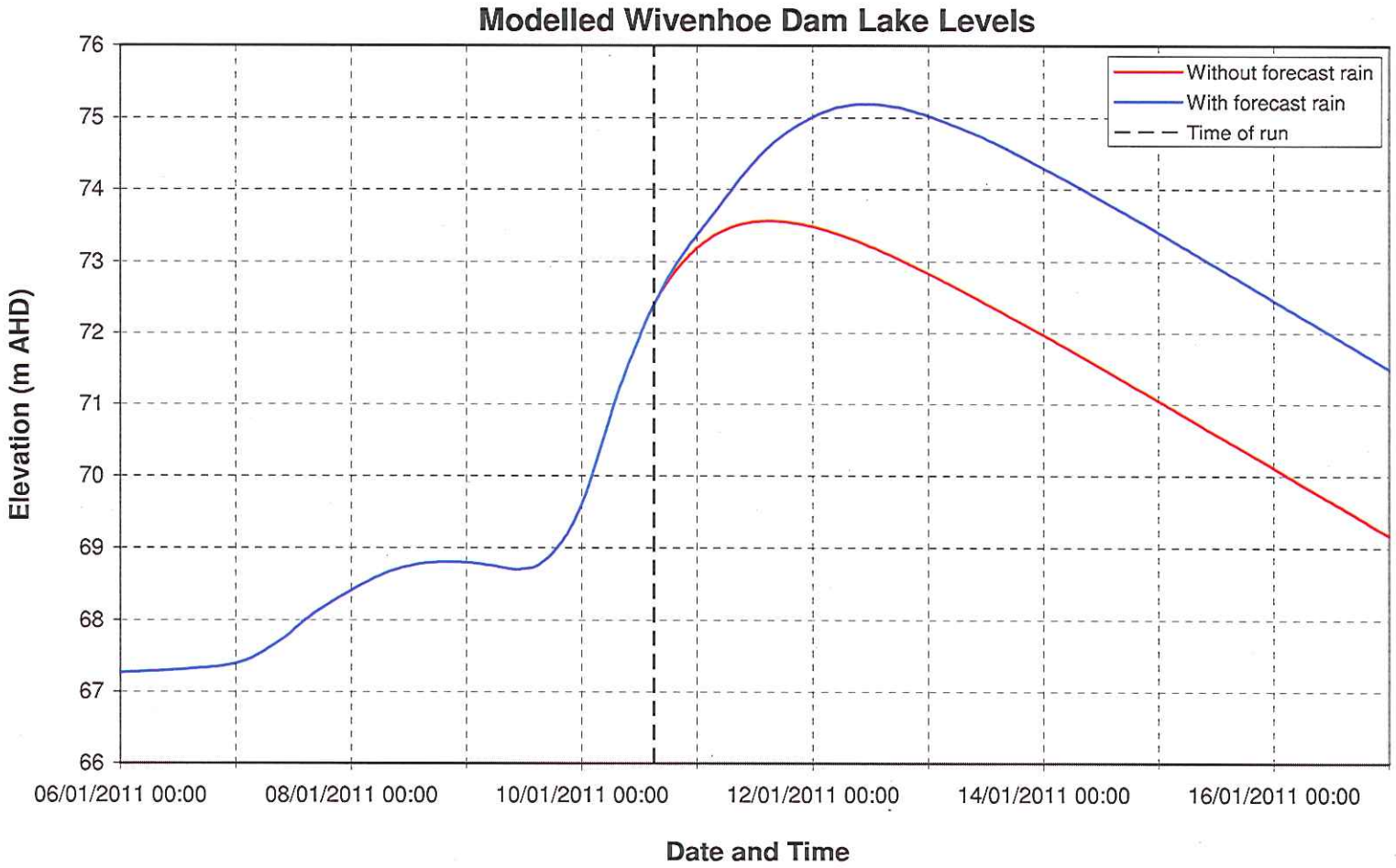

Run 28: Monday 10 January 2011, 15:00

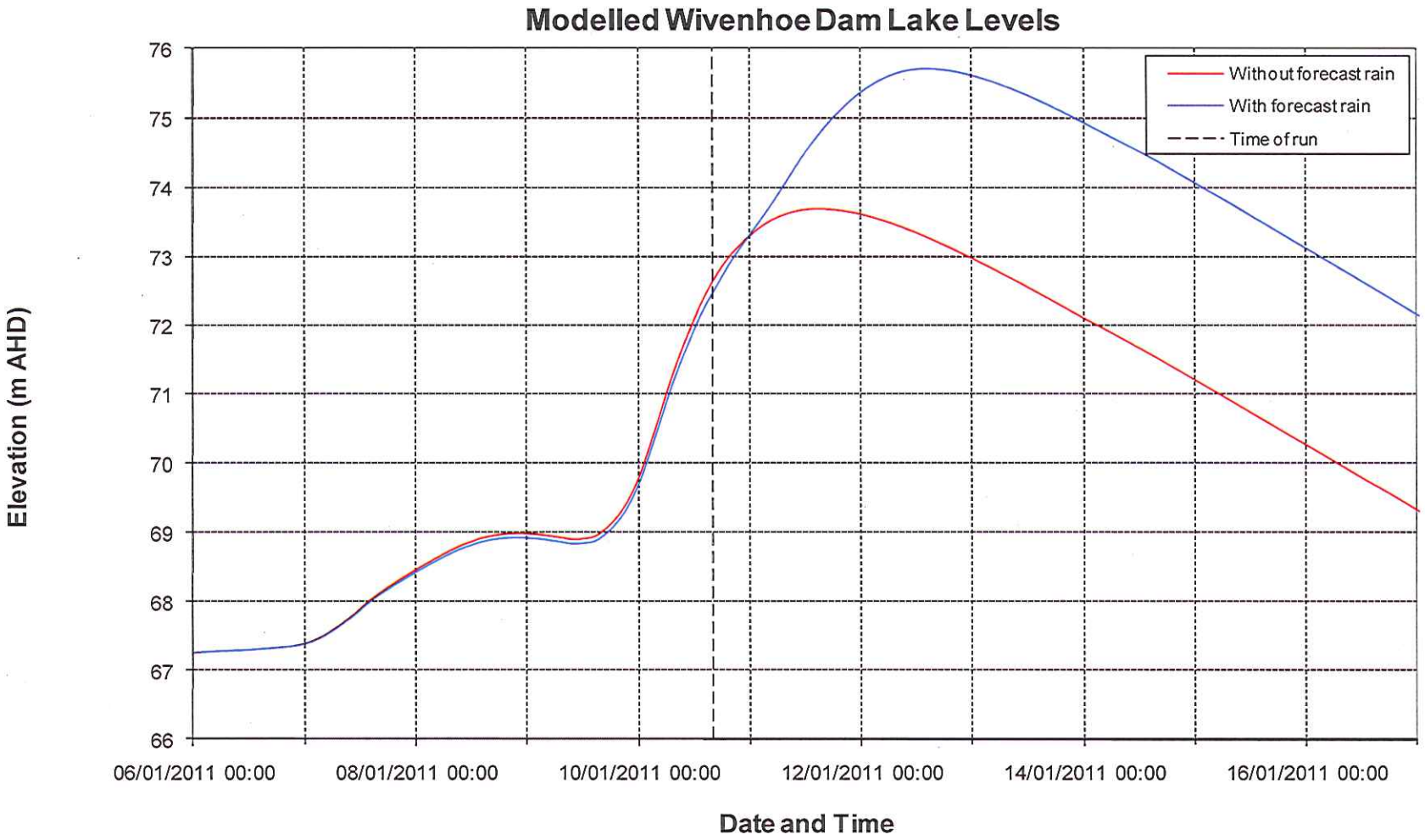

Run 29: Monday 10 January 2011, 16:00

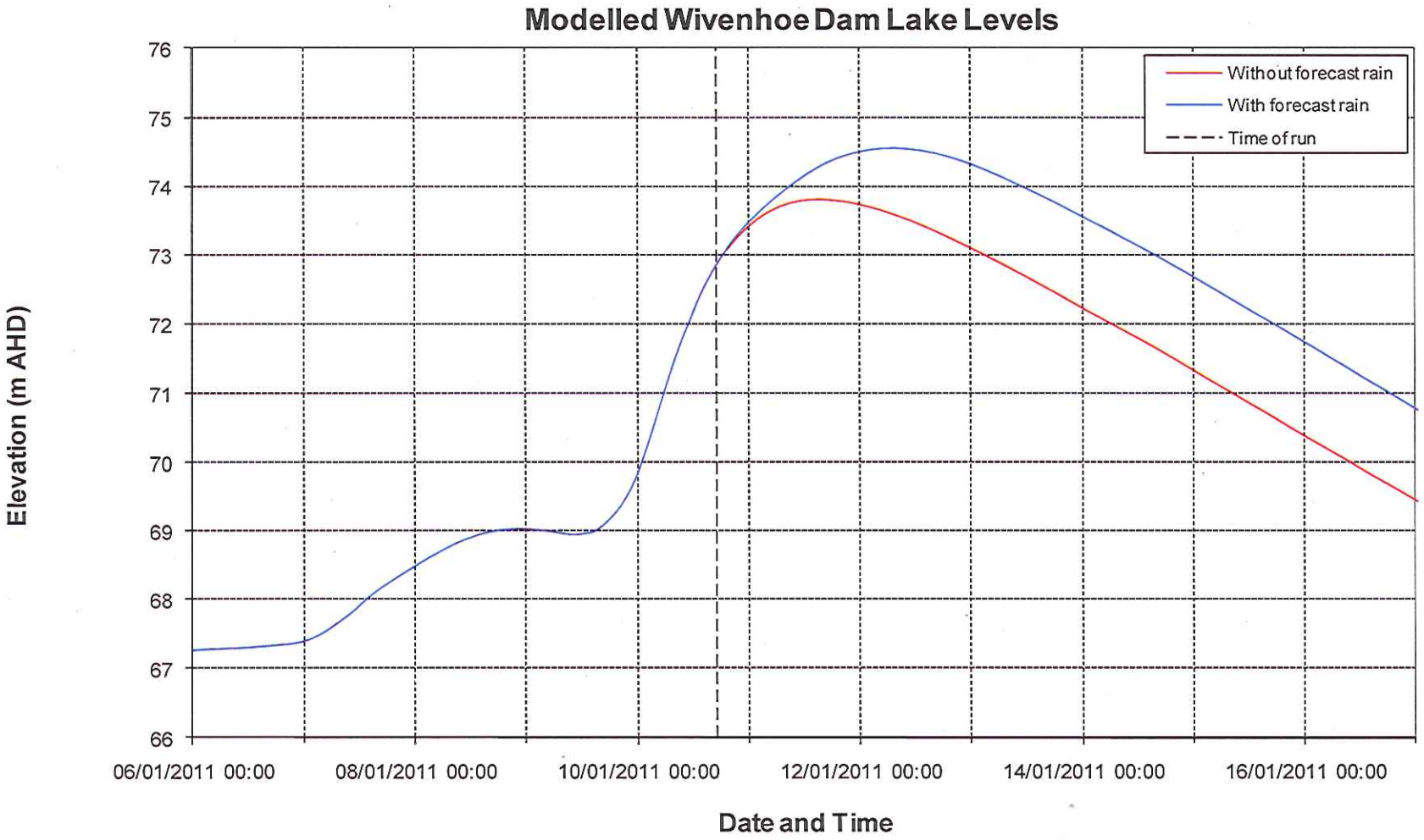

Run 30: Monday 10 January 2011, 17:00

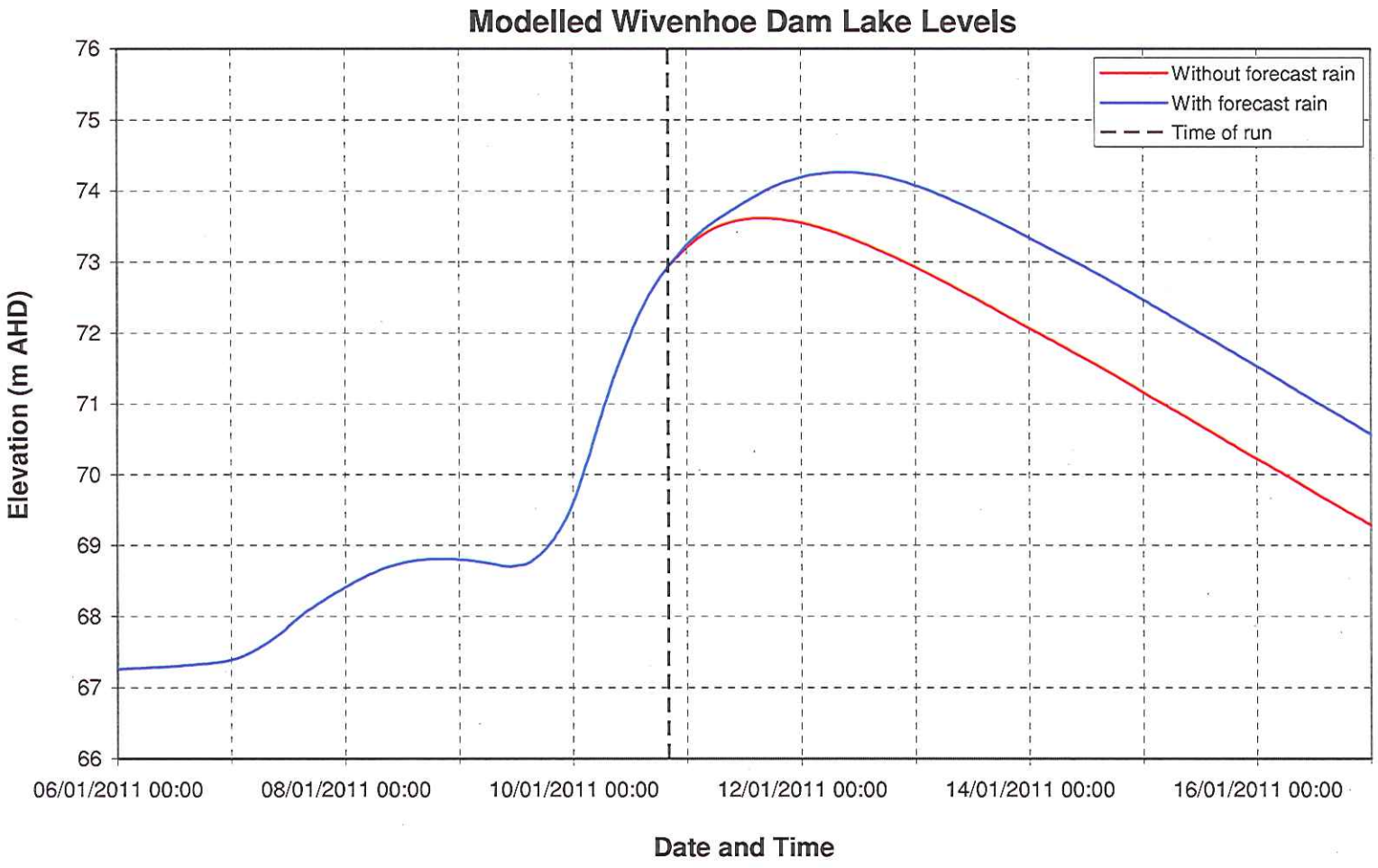

Run 31: Monday 10 January 2011, 20:00

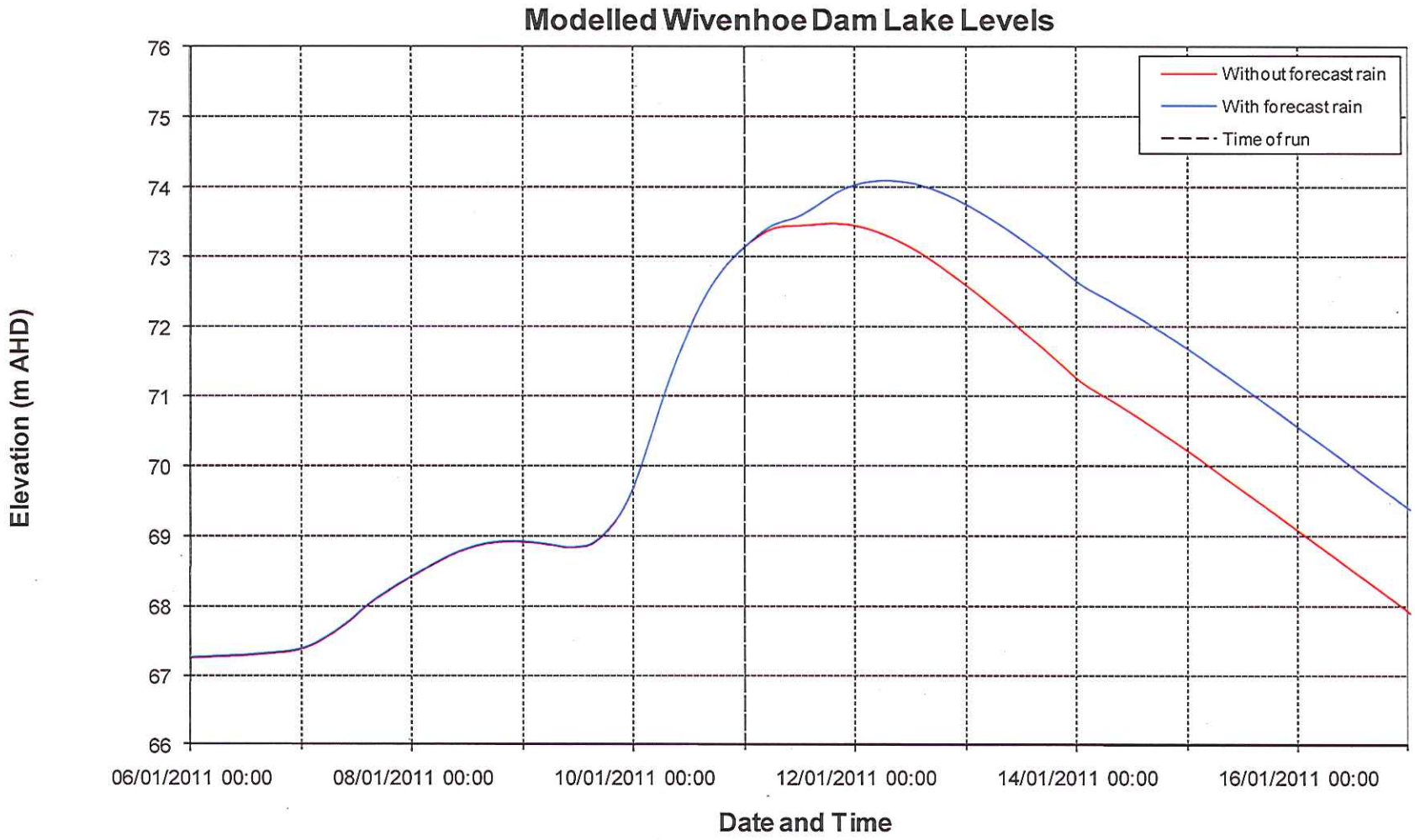

Run 32: Tuesday 11 January 2011, 00:00

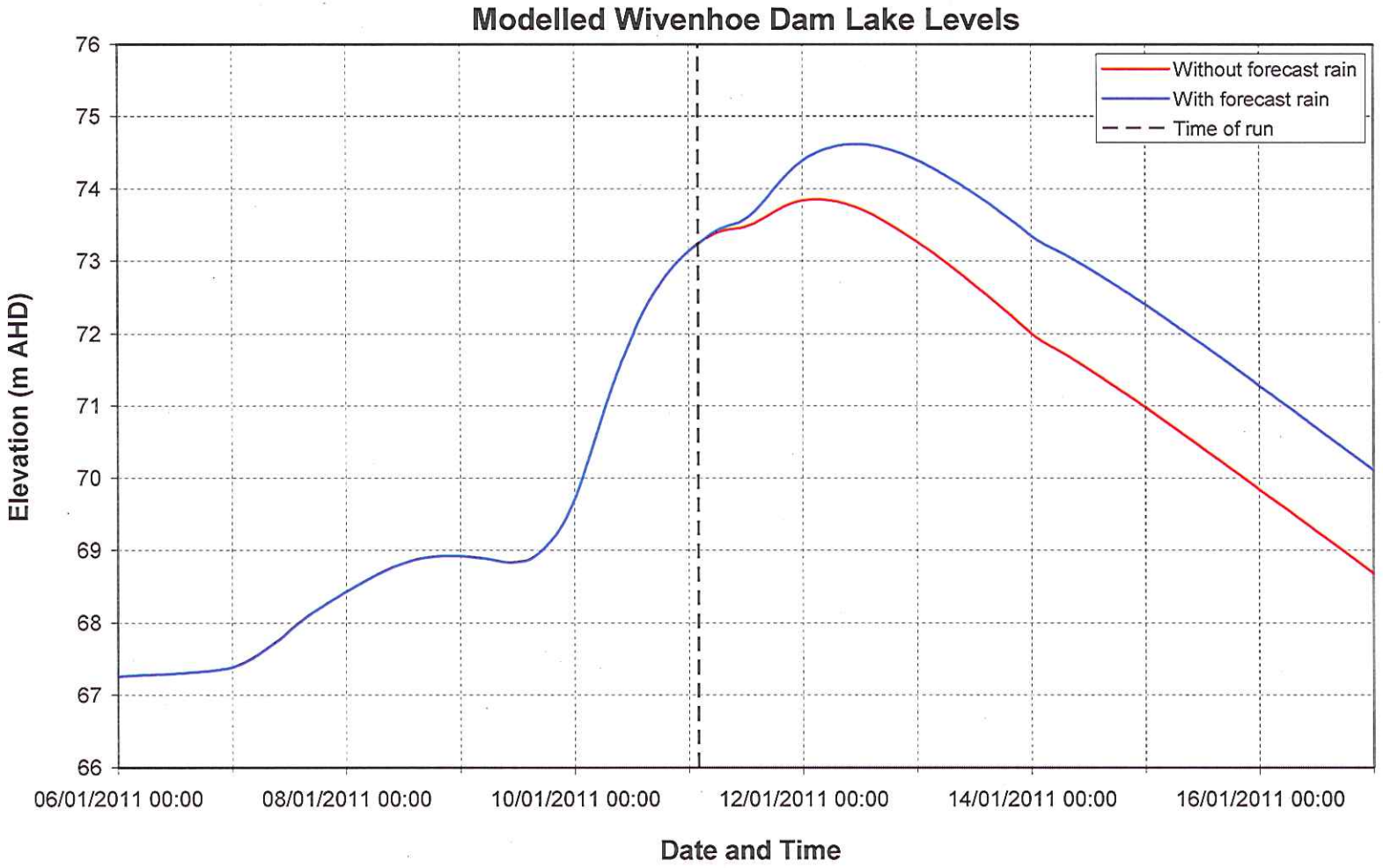

Run 33: Tuesday 11 January 2011, 02:00

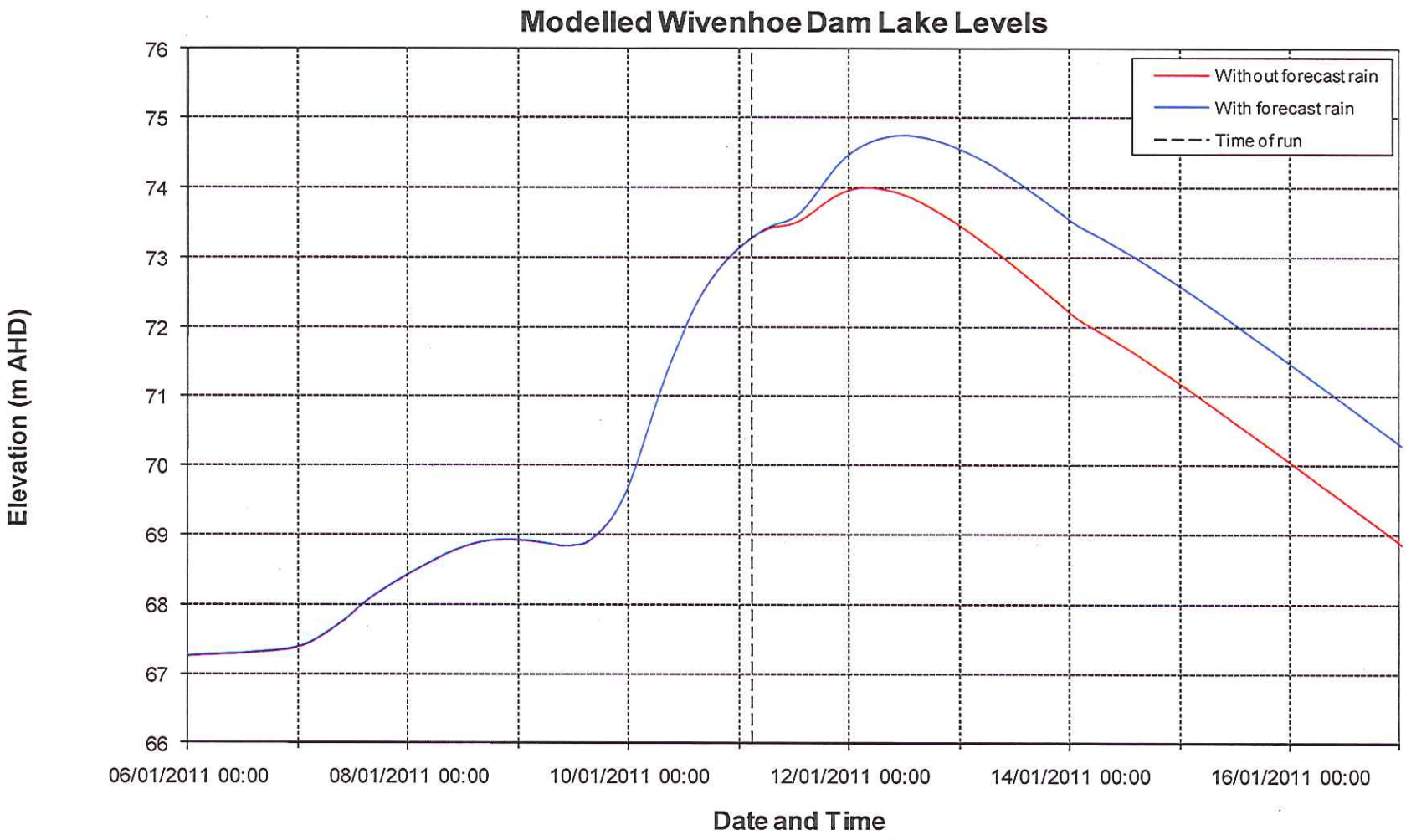

Run 34: Tuesday 11 January 2011, 03:00

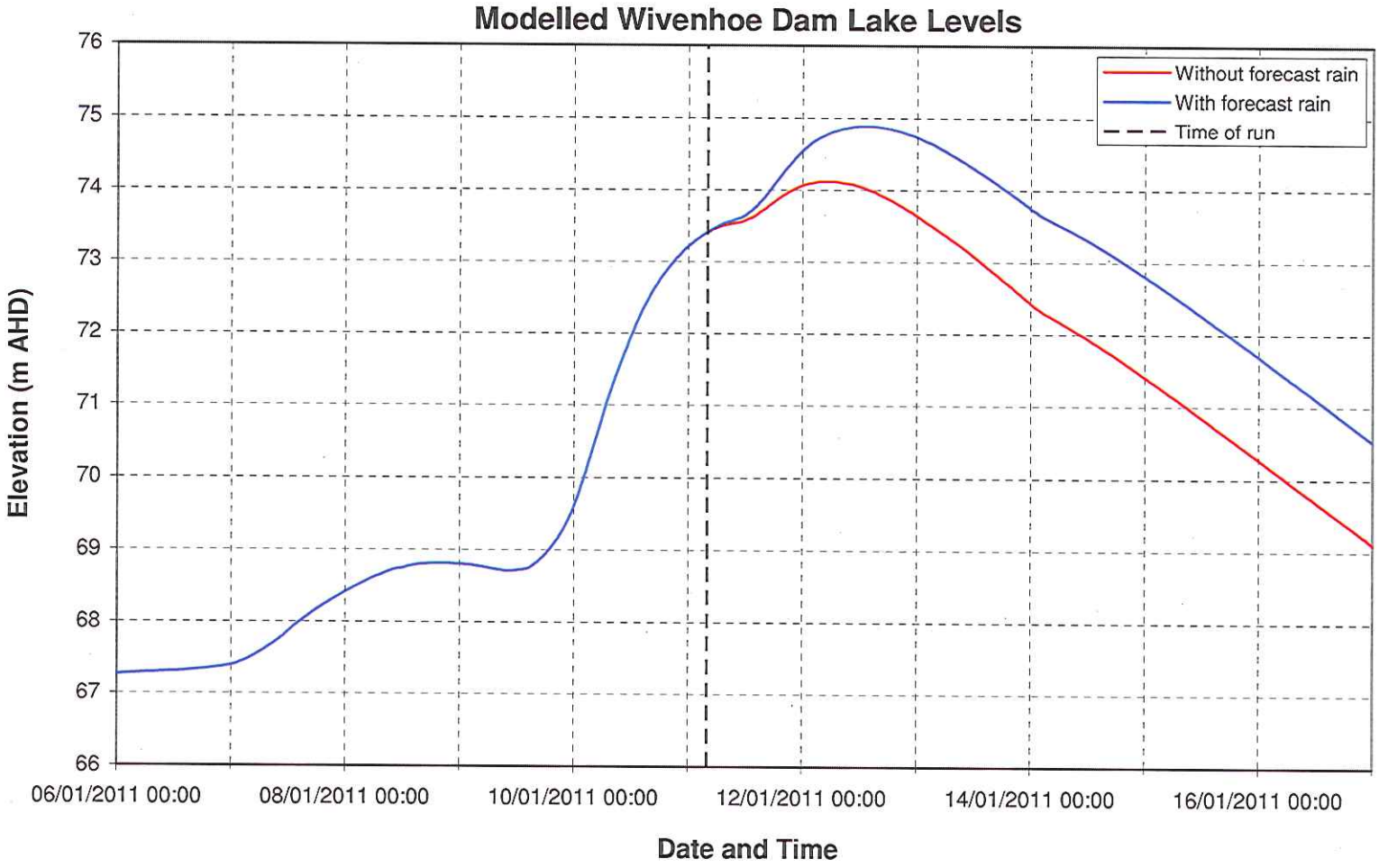

Run 35: Tuesday 11 January 2011, 04:00

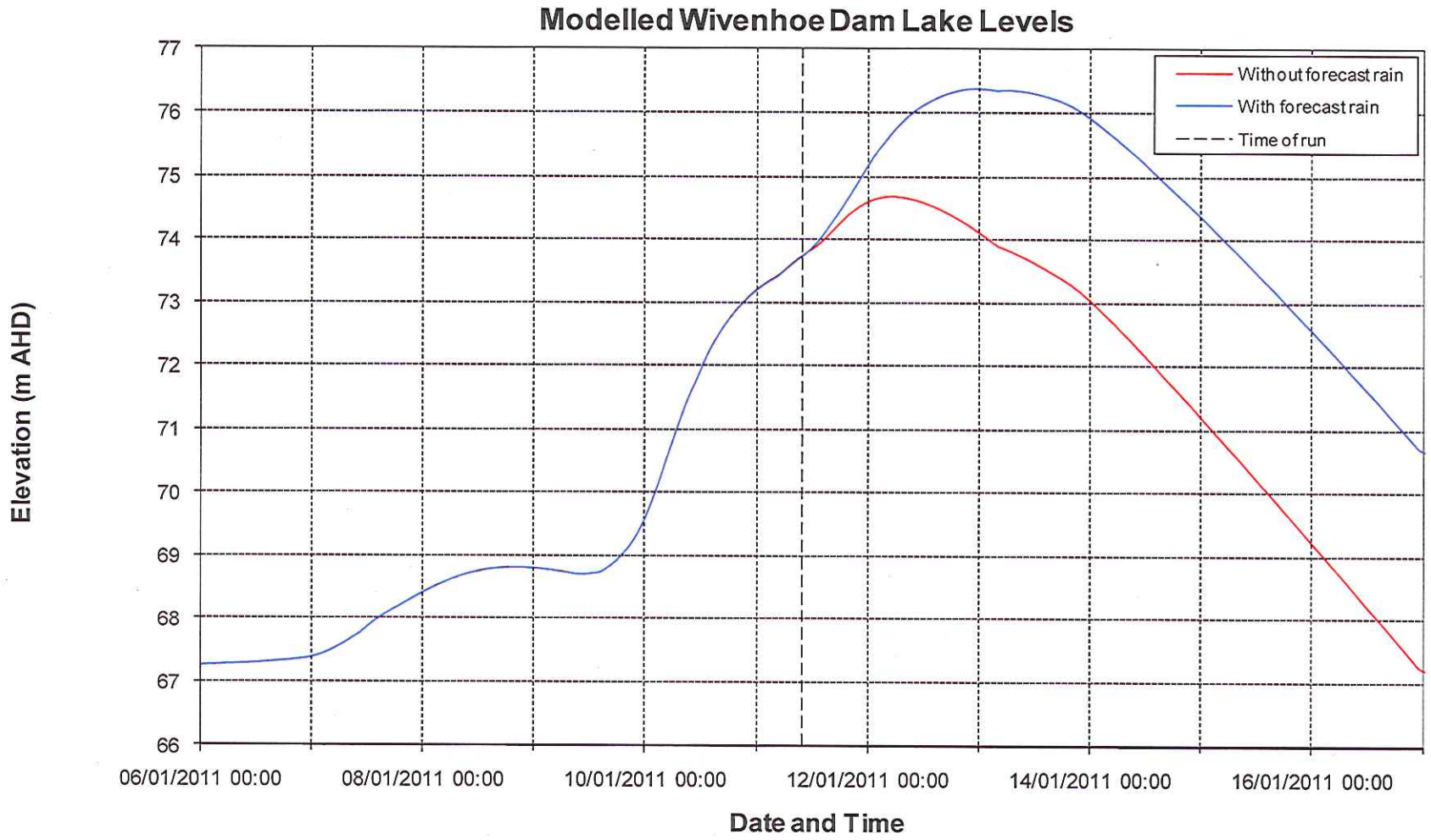

Run 36: Tuesday 11 January 2011, 07:00

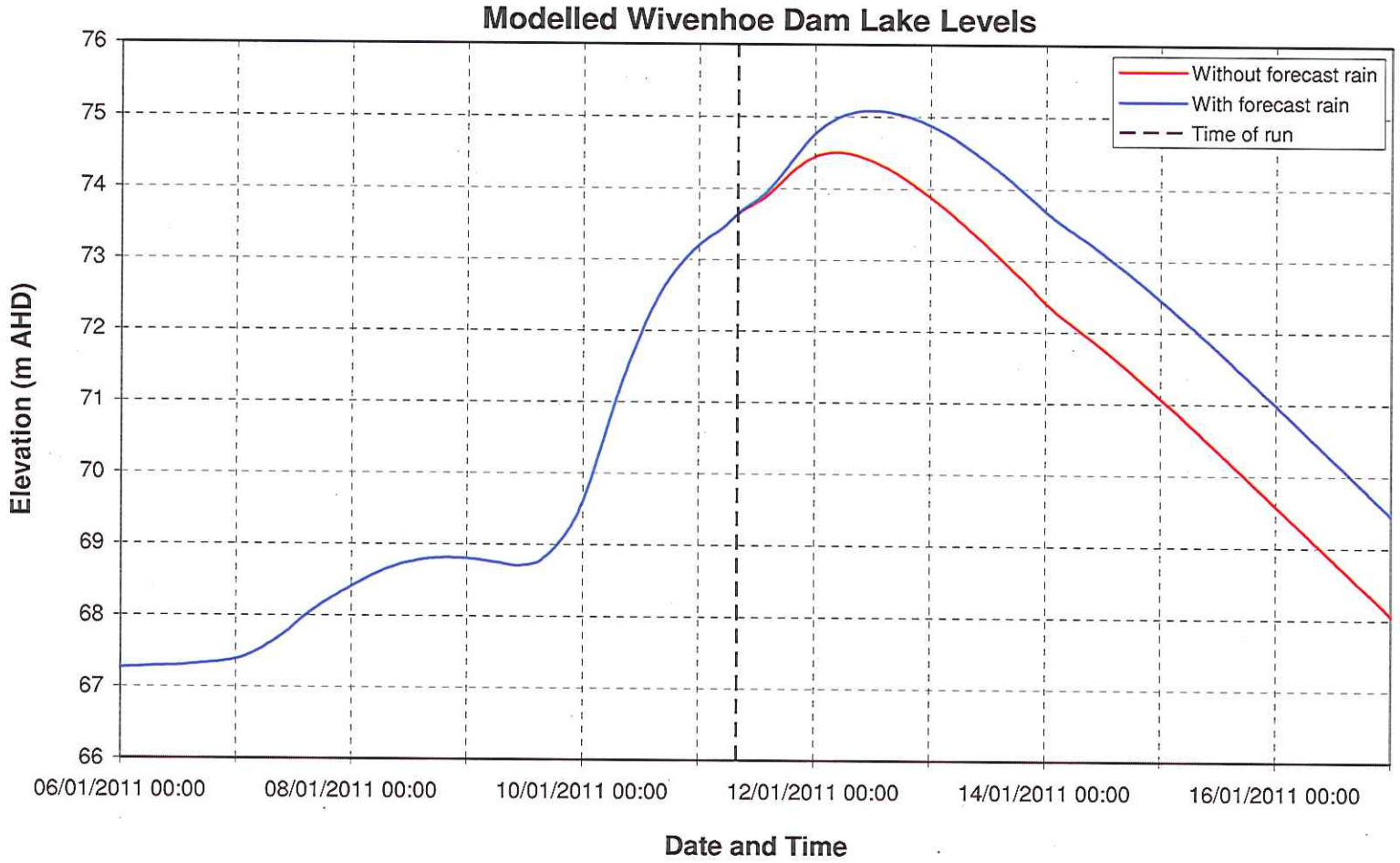

Run 37: Tuesday 11 January 2011, 08:00